

Get to grips with your data, and make faster, more informed business decisions



Sage 300 Intelligence Reporting is a flexible business reporting tool that integrates with your Sage 300 solution and allows for better insights into your business's data.

Intelligence Reporting gives you a holistic view of your business by seamlessly consolidating your data from Sage 300, reducing spreadsheet chaos, and improving collaboration across your business. With Intelligence Reporting, you can automatically run and distribute fully customizable reports in Microsoft® Excel®, so you spend more time analyzing the data, and less time locating and preparing it. You have the choice to either customize the ready-to-use reports or create new reports to suit your business's unique requirements, ensuring that visibility of your information is always just a click away.

Reports are accurate and up to date, and allow you to see the data immediately, without having to export data or manually create reports. KPIs give you a pulse of your business, while drill-down capabilities allow you to see the data that makes up the numbers and have an impact on your decisions. You will also enjoy full control over your financial reports with a drag-and-drop Report Designer tool that is exclusive to Intelligence Reporting.

Let us help you succeed

Ninety-eight percent of Sage customers¹ rely on data to either support or aid in their decision-making processes. However, there's never enough time to sort through the waves of spreadsheets, presentations, reports, and databases to find and analyze the data needed to make the best decisions. Intelligence Reporting helps you come to grips with your business's data, so you can make business decisions with confidence.

Benefits

- Automate your reporting process and be more productive with your time
- Take control of your business's data
- Experience an in-depth analysis of your financials

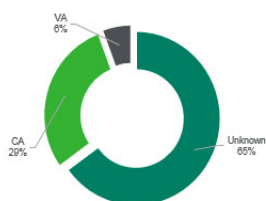
"Our expectations have been exceeded in the way Sage Intelligence delivers critical business information from our Sage 300 system. We have converted weeks of repetitive work every month into a few hours. Now that's what I call a measurable return on investment"

Ravind Sukdeo, financial director, Bidfreight Port Operations

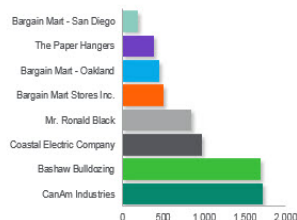
Sales Flash Report for the period 01 Jan 2020 to 31 Dec 2020

Total Sales for the period : 6 744.86		8 customers were invoiced during this period. CanAm Industries - 1 720.00, had the highest sales and Bargain Mart - San Diego - 186.30, had the lowest sales for the period.	Daily sales on : 335.00	15-May-20
Average sale for the period	843.11	Rhonda Barnes was the top sales person, selling 65.03% of the sales and David Sanjos was the lowest sales person, selling 5.67%.	Daily average sale	111.67
Highest sale for the period	1 720.00		Daily highest Sale	300.00
Lowest sale for the period	186.30		Daily lowest Sale	12.50

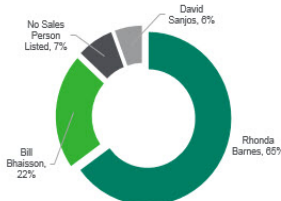
Top 10 States sales



Top 10 Customer sales



Top 10 Sales Rep contributions



¹ This statistic comes from a survey we at Sage conducted with our customers in 2015

sage 300 Intelligence Reporting

Features and functions

Better insights for more informed business decisions

Analyze trends and monitor your business's performance by getting a holistic view of your business, or drill down into the detail to get greater insights into the data that matters to you.

A tool you're already familiar with

Intelligence Reporting delivers reports in Microsoft® Excel®—the world's most popular reporting tool that you are already familiar with.

Save time with report automation

No longer will you have to export your data to Excel and report outside of Sage 300. Reports are linked to your data source.

Reports are ready to use

To run an out-of-the-box report that has already been formatted for you, all you need to do is select the information you want to report on. Additional reports are also available on an ongoing basis, and are easily imported through the Report Utility.

Reports are easy to customize

Need a specific report? Customize a ready-to-use report or simply create one from scratch with this flexible reporting tool.

Complete control over your finances

Easily drag and drop the building blocks of your financial layouts within the familiar interface of Excel, allowing you to take control of all the design aspects of your financial reporting layouts.

Software that suits your business's needs

Intelligence Reporting is scalable, meaning that you can add or remove users, companies, and reports to match your business's growing needs. This includes being able to report on multiple fiscal years, multiple budget sets, and multiple budget versions across all available account segments.

Complete control over the level of detail in reports

Easily filter your information to view your organization in different ways through flexible Reporting Trees and Report Groups.

Automated Report Distribution

Reports can be scheduled to be automatically distributed at any time to individuals or teams, through various formats and platforms.

Components

Report Viewer

The Report Viewer allows you to run out the relevant reports. It comes with the basic filtering capabilities (filtering and changing of parameters) and drill-down functionality on existing reports.

Report Manager

The Report Manager allows you to author new reports (organizing, creating, and editing), filter and aggregate data, as well as create new reports with the standard data tables available. This tool also allows you to set permissions and security for reports.

Report Designer

This Excel add-in allows you to easily create and edit financial statements using a graphical "drag and drop" interface, giving you full control of your financial reports.

Connector module

The Connector module allows you to access and consolidate information from multiple sources. This means you can connect to more than one database at a time enabling you to do multicompany or multicurrency consolidations and create new data containers for specific customized reports on any part of your Sage Business Solution and/or any other data sources (ODBC compliant).

About Sage

Sage is the market leader for integrated accounting, payroll and payment systems, supporting the ambition of the world's entrepreneurs. Sage began as a small business in the UK 30 years ago and over 13000 colleagues now support millions of entrepreneurs across 23 countries as they power the global economy. We reinvent and simplify business accounting through brilliant technology, working with a thriving community of entrepreneurs, business owners, tradespeople, accountants, partners and developers. And as a FTSE 100 business, we are active in supporting our local communities and invest in making a real difference through the philanthropy of the Sage Foundation.

aces

sage 300 ERP



1167 CLF Bldg.
Chino Roces Ave.
San Antonio Village, Makati City



+ 632 8542-6549 / + 632 8584-7090
09213452482 / 09175384979



info@aces.com.ph
hr@aces.com.ph
support@aces.com.ph

